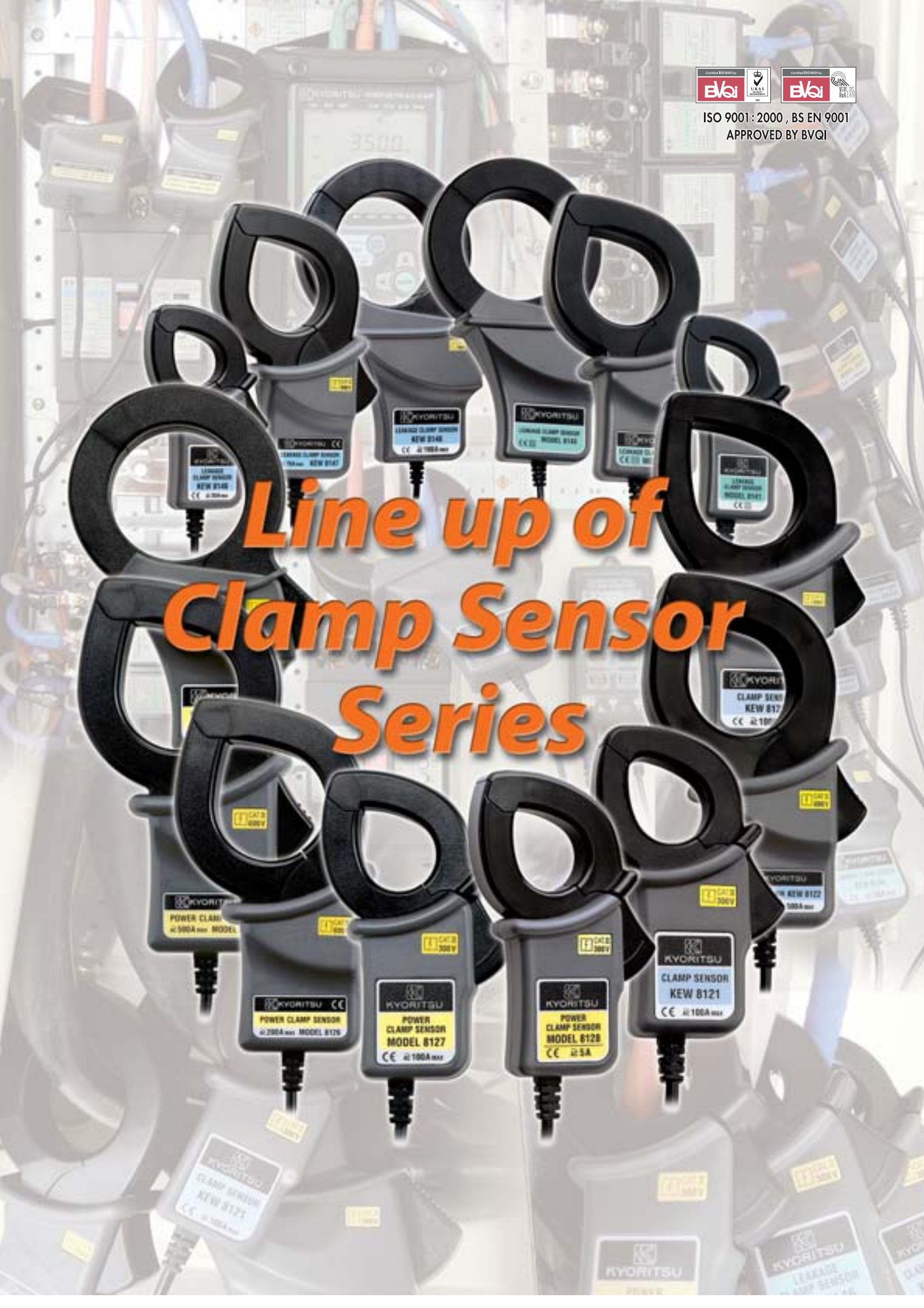




ISO 9001:2000, BS EN 9001
APPROVED BY BVQI

Line up of Clamp Sensor Series



Leakage current detection types

MODEL 8141



MODEL 8142

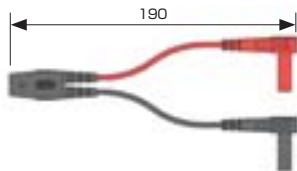


MODEL 8143

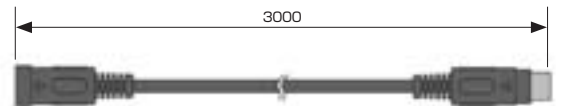


Conductor size	φ24mm	φ40mm	φ68mm
Rated current	AC 1000mA	AC 1000mA	AC 1000mA
Output voltage	AC 100mV/1000mA(AC 100mV/A)		
Accuracy	±1.0%rdg±0.1mV(50/60Hz) ±2.0%rdg±0.1mV(40Hz~1kHz)		
Phase Shift	—		
Withstand voltage	AC3540V(50/60Hz) for 5 seconds		
Cable length : Output connector	Approx. 2m : MINI DIN 6pin		
Operating temperature ranges	-0~50°C, less than 85% RH (without condensation)		
Output impedance	Approx. 180Ω	Approx. 200Ω	Approx. 120Ω
Applicable standards	IEC 61010-1, IEC 61010-2-032 CAT.Ⅲ 300V pollution degree 2		
Dimensions	100(L)×60(W)×26(D) mm	128(L)×81(W)×36(D) mm	186(L)×129(W)×53(D) mm
Weight	Approx. 150g	Approx. 240g	Approx. 490g
Accessories	9095(Portable case)	Instruction manual	9094(Portable case) Instruction manual
Options	7146(Banana φ4 adjuster plug) 7185(Extension cable)		

Options



MODEL 7146



MODEL 7185

Overall diameter

Overall Diameter (mm)	IV Single Core 600V	SV(VVR) Three Cores 600V	CV(CE) Single Core 600V	CV(CE) Three Cores 600V	CVT Three Cores 600V	CV(CE) Single Core 3300V	CV(CE) Three Cores 3300V	CV(CE) Single Core 6600V	CV(CE) Three Cores 6600V
8	6.0	18.4	8.6	16.0	—	13.5	24	16.5	32
14	7.6	19.9	9.5	17.5	21.0	14.0	26	17.5	34
22	9.2	23.5	11.0	21.0	24.0	15.5	29	18.5	37
30	10.1	25.7	12.0	24.0	—	16.0	31	19.5	39
38	11.4	28.7	13.0	25.0	28.0	17.5	33	21.0	41
50	12.6	31.5	15.0	30.0	—	19.5	38	22.0	44
60	13.6	34.8	16.0	31.0	33.0	21.0	40	23.0	46
80	15.5	38.3	17.0	35.0	—	22.0	43	25.0	49
100	17.0	41.9	20.0	40.0	41.0	24.0	46	26.0	52
125	18.9	46.4	21.0	43.0	—	25.0	50	28.0	55
150	20.5	50.1	23.0	46.0	47.0	27.0	53	29.0	58
200	23.0	56.6	26.0	54.0	55.0	30.0	60	32.0	60
250	25.5	62.0	28.0	59.0	60.0	32.0	65	35.0	70
325	28.6	69.2	32.0	65.0	66.0	35.0	71	38.0	77
400	31.3	—	34.0	72.0	72.0	39.0	—	—	—
500	34.4	—	38.0	81.0	80.0	42.0	—	—	—

Measurement categories

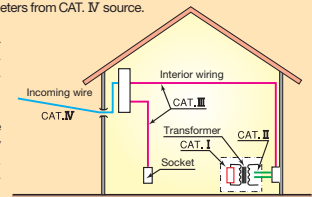
To ensure safe operation of measuring instruments, IEC61010-1 establishes safety standards for various electrical environments, categorized as CAT. I to CAT. IV, and called measurement categories. Higher-numbered categories correspond to electrical environments with greater transient energy (that can be very dangerous), so a measuring instrument designed for CAT. IV environments can endure greater transient energy than one designed for CAT. III or lower.

CAT. I : Secondary electrical circuits connected to an outlet through a transformer or similar device. Secondary electrical circuit parts inside equipments like TVs, PCs, Copiers, etc.

CAT. II : Primary electrical circuits or equipments connected to an outlet by a power cord. Outlets at more than 10 meters from CAT. III source, or at more than 20 meters from CAT. IV source.

CAT. III : Primary electrical circuits of the equipment connected directly to the distribution panel. Switchboards, busbars and feeders from the distribution panel to outlets.

CAT. IV : The circuit from the service drop to the service entrance, and to the power meter and primary over current protection device (distribution panel). Circuits close to the secondary side of low voltage power transformer.



! Safety Warnings : Please read the "Safety Warnings" in the instruction manual supplied with the instrument thoroughly and completely for correct use. Failure to follow the safety rules can cause fire, trouble, electrical shock, etc. Therefore, make sure to operate the instrument on a correct power supply and voltage rating marked on each instrument.

For inquires or orders :

For more information, please contact us:

[ExpotechUSA](#)
[10700 Rockley Road](#)
[Houston, Texas 77099](#)
[USA](#)

[281-496-0900 \[voice\]](#)

[281-496-0400 \[fax\]](#)

E-mail: sales@expotechusa.com

Website: www.ExpotechUSA.com